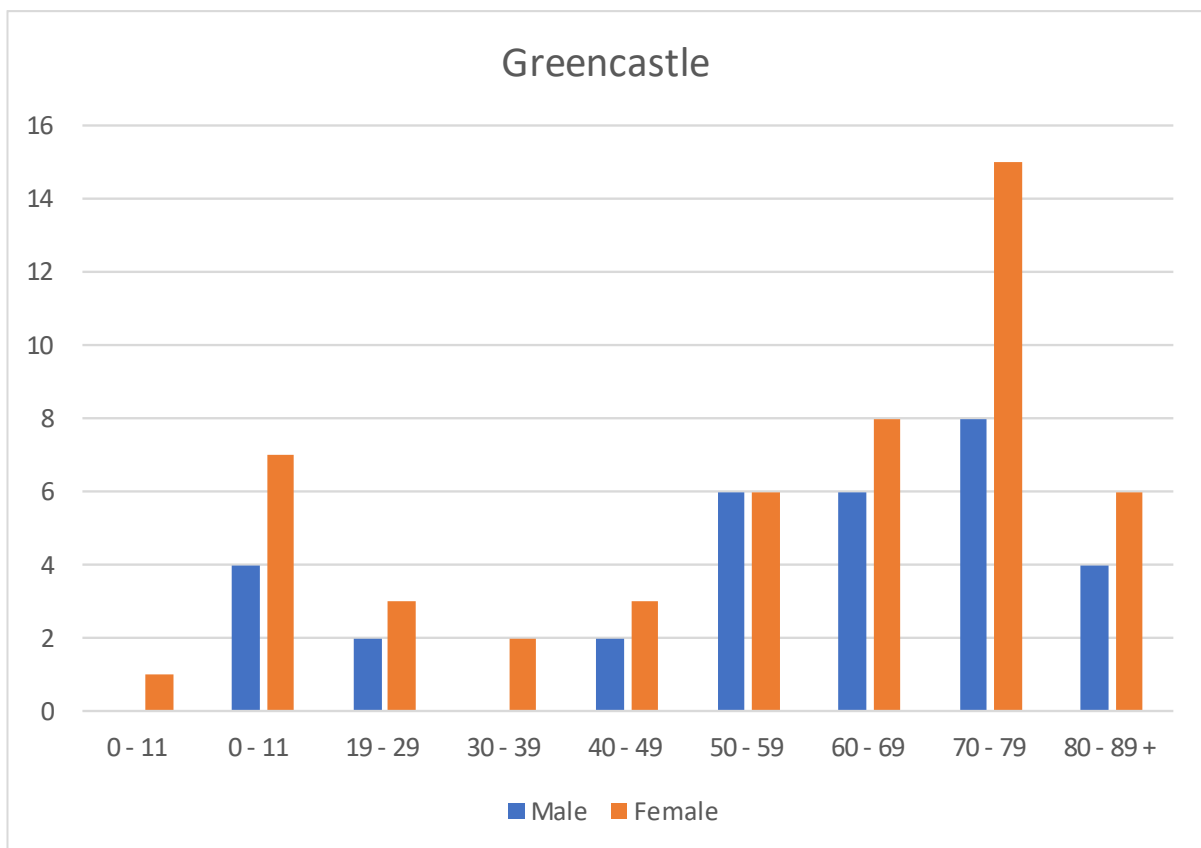


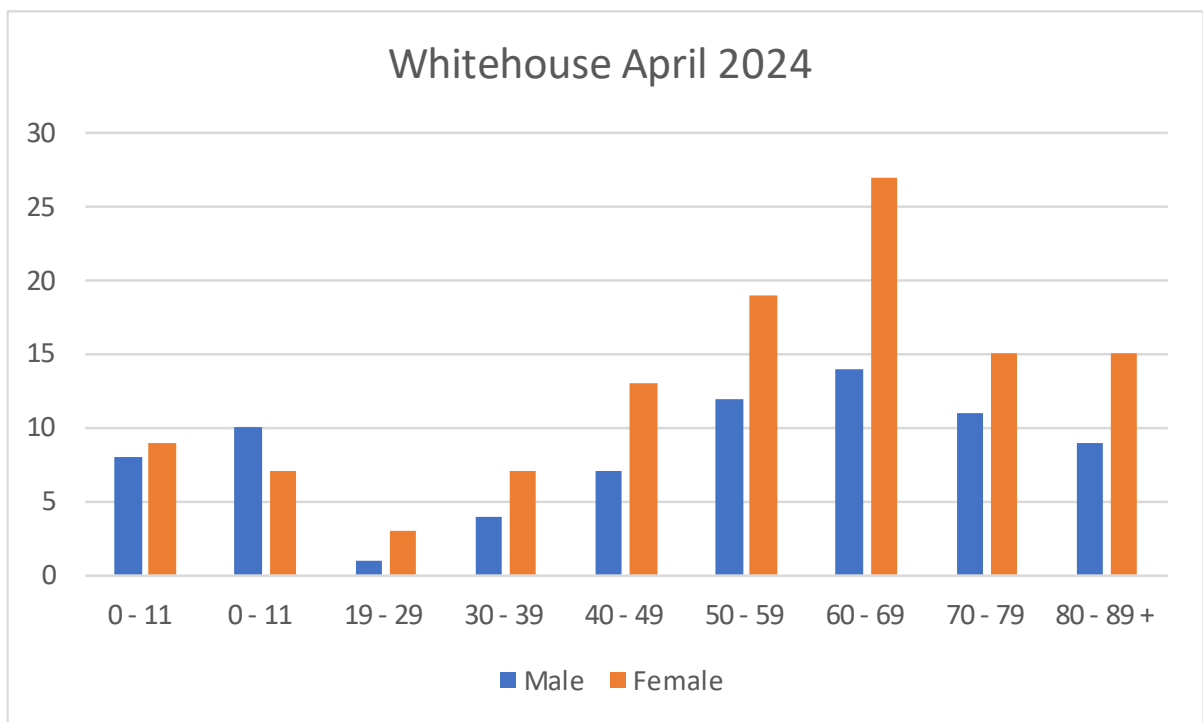
ST MARY'S, GREENCASTLE

	Male	Female	Total
0 - 11	0	1	1
0 - 11	4	7	11
19 - 29	2	3	5
30 - 39	0	2	2
40 - 49	2	3	5
50 - 59	6	6	12
60 - 69	6	8	14
70 - 79	8	15	23
80 - 89 +	4	6	10
Total	32	51	83



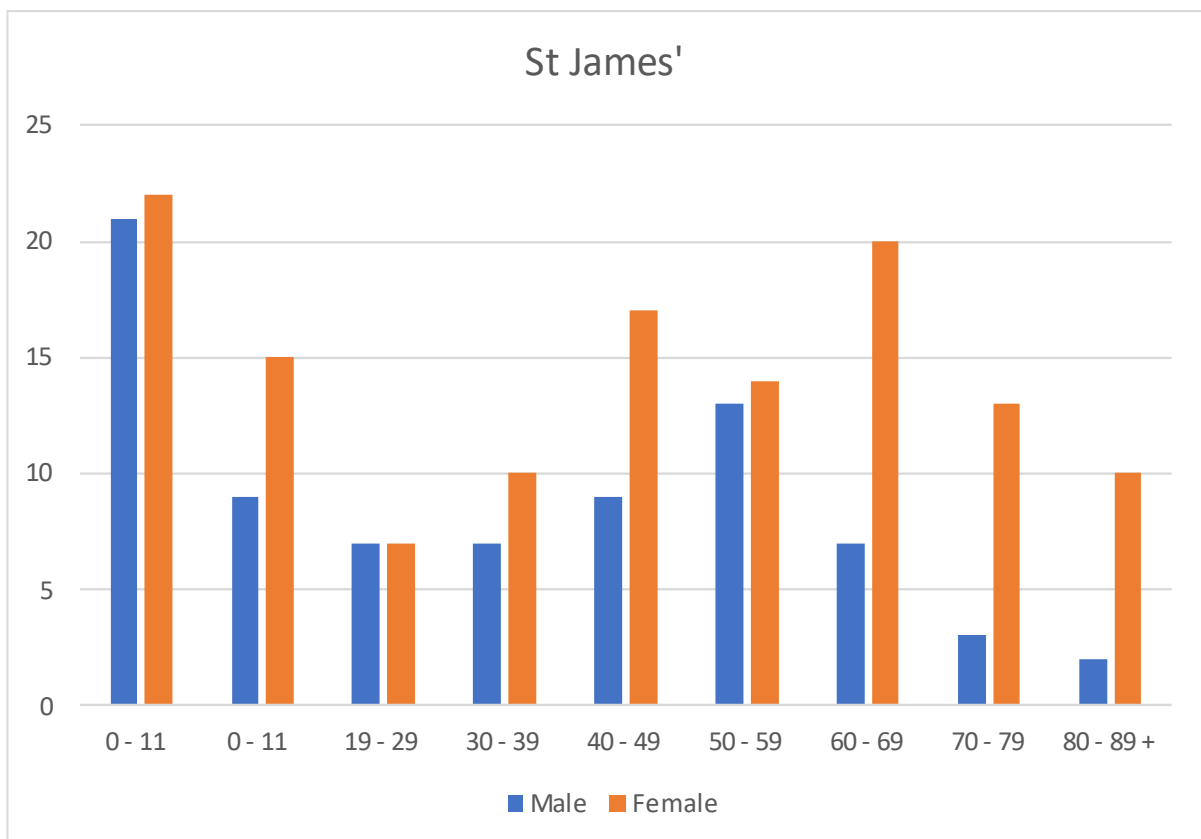
ST MARY, STAR OF THE SEA, WHITEHOUSE

	Male	Female	Total
0 - 11	8	9	17
0 - 11	10	7	17
19 - 29	1	3	4
30 - 39	4	7	11
40 - 49	7	13	20
50 - 59	12	19	31
60 - 69	14	27	41
70 - 79	11	15	26
80 - 89 +	9	15	24
Total	76	115	191



ST JAMES, WHITEABBEY

	Male	Female	Total
0 - 11	21	22	43
0 - 11	9	15	24
19 - 29	7	7	14
30 - 39	7	10	17
40 - 49	9	17	26
50 - 59	13	14	27
60 - 69	7	20	27
70 - 79	3	13	16
80 - 89 +	2	10	12
Total	78	128	206



ST COLMAN'S, GREENISLAND

	Male	Female	Total
0 - 11	6	7	13
0 - 11	5	3	8
19 - 29	2	2	4
30 - 39	2	7	9
40 - 49	3	8	11
50 - 59	5	14	19
60 - 69	9	16	25
70 - 79	7	14	21
80 - 89 +	10	8	18
Total	49	79	128

